

Частное образовательное учреждение высшего образования
«САНКТ-ПЕТЕРБУРГСКИЙ УНИВЕРСИТЕТ ТЕХНОЛОГИЙ
УПРАВЛЕНИЯ И ЭКОНОМИКИ»

РАССМОТРЕНО И ОДОБРЕНО

УТВЕРЖДАЮ

На заседании кафедры педагогики и
психологии
Протокол № 10 от 29.05.2023 г.

Первый проректор
С.В. Авдашкевич
28.06.2023

РАБОЧАЯ ПРОГРАММА ДИСЦИПЛИНЫ

Дисциплина:	Б1.О.03 Иностранный язык
Направление подготовки:	42.03.05 Медиакоммуникации
Направленность (профиль):	Управление медиакоммуникациями
Уровень высшего образования:	Бакалавриат
Форма обучения:	очная, заочная
Разработчики:	Кандидат педагогических наук, доцент Лазарева М.В.

Санкт-Петербург
2023

1. Цели и задачи дисциплины:

Цель освоения дисциплины:

Практическое овладение студентом иностранным языком; развитие умения применять полученные знания в области социальной и профессиональной деятельности, в непосредственном общении с зарубежными партнерами, для осуществления научно-исследовательской деятельности, самообразования, навыков логической аргументации; грамотной устной и письменной речи; работы с источниками информации – библиотечными и электронными ресурсами.

Задачи дисциплины:

Овладение навыками устной и письменной речи;
 Изучение профессиональной и лингвистической терминологии;
 Развитие навыков чтения литературы по профессиональной и бытовой тематике;
 Овладение навыками письма, необходимыми для ведения личной и профессиональной корреспонденции;

Развитие умений адекватно ориентироваться в повседневных ситуациях и в конкретных ситуациях профессионального и делового общения.

2. Перечень планируемых результатов обучения по дисциплине, соотнесенных с планируемыми результатами освоения образовательной программы высшего образования

Планируемые результаты освоения ОП ВО (код и содержание компетенций)	Планируемые результаты обучения по ОП ВО (индикаторы достижения компетенций)	Примечание
УК-4 Способен осуществлять деловую коммуникацию в устной и письменной формах на государственном языке Российской Федерации и иностранном(ых) языке(ах)	УК-4.1 Знает принципы построения устного и письменного высказывания на государственном и иностранном языках; требования к деловой устной и письменной коммуникации	Наименование категории (группы) компетенций: «Коммуникация»
	УК-4.2 Умеет применять на практике устную и письменную деловую коммуникацию	
	УК-4.3 Владеет методикой составления суждения в межличностном деловом общении на государственном и иностранном языках, с применением адекватных языковых форм и средств	

Планируемые результаты обучения по ОП ВО (индикаторы достижения компетенций)	Планируемые результаты обучения по дисциплине
УК-4.1. Знает принципы построения устного и письменного высказывания на государственном и иностранном языках; требования к деловой устной и письменной коммуникации	Знать базовые правила, принципы и основные требования к построению высказывания на иностранном языке в устной и письменной формах
УК-4.2. Умеет применять на практике устную и письменную деловую коммуникацию	Уметь грамотно использовать иностранный язык в устном и письменном общении
УК-4.3. Владеет методикой составления суждения в межличностном деловом общении на государственном и иностранном языках, с применением адекватных языковых форм и средств	Владеть иноязычными языковыми формами и средствами для составления суждения в межличностной и деловой коммуникации

3. Содержание, объем дисциплины и формы проведения занятий

№ п/п	Наименование темы дисциплины	Компетенции	Оценочные средства текущего контроля		
			ЗНАТЬ	УМЕТЬ	ВЛАДЕТЬ
			УК-4.1	УК-4.2	УК-4.3
1	Знакомство. Приветствие	УК-4	Собеседование, опрос/ Контрольная работа №1 (10)	Собеседование, опрос/ Контрольная работа №1 (10)	Деловая и (или) ролевая игра/Кейс-задача №1 (20)
2	Семья и семейные ценности	УК-4	Собеседование, опрос/ Контрольная работа №1 (10)	Собеседование, опрос/ Контрольная работа №1 (10)	Деловая и (или) ролевая игра/Кейс-задача №1 (20)
3	Друзья и отношения	УК-4	Деловая и (или) ролевая игра/ Кейс-задача №1 (20)	Деловая и (или) ролевая игра/ Кейс-задача №1 (20)	Деловая и (или) ролевая игра/Кейс-задача №1 (20)
4	Устройство на работу	УК-4	Круглый стол, дискуссия, полемика, дебаты/Эссе №1 (20)	Круглый стол, дискуссия, полемика, дебаты/Эссе №1 (20)	Круглый стол, дискуссия, полемика, дебаты/Эссе №1 (20)
5	Распорядок дня	УК-4	Собеседование, опрос/ Контрольная работа №2 (10)	Собеседование, опрос/ Контрольная работа №2 (10)	Круглый стол, дискуссия, полемика, дебаты/Эссе №1 (20)
6	Обязанности	УК-4	Собеседование, опрос/ Контрольная работа №3 (10)	Собеседование, опрос/ Контрольная работа №4 (10)	Круглый стол, дискуссия, полемика, дебаты/Эссе №1 (20)
7	Быт и интерьер	УК-4	Круглый стол, дискуссия, полемика, дебаты/Эссе №2 (20)	Круглый стол, дискуссия, полемика, дебаты/Эссе №2 (20)	Круглый стол, дискуссия, полемика, дебаты/Эссе №2 (20)
8	Быт и предметы обихода	УК-4	Круглый стол, дискуссия, полемика, дебаты/Эссе №2 (20)	Круглый стол, дискуссия, полемика, дебаты/Эссе №2 (20)	Круглый стол, дискуссия, полемика, дебаты/Эссе №2 (20)
Количество баллов (100 баллов):			100		
9	Предметы одежды. Роль одежды в жизни человека.	УК-4	Собеседование, опрос/ Контрольная работа №5 (10)	Собеседование, опрос/ Контрольная работа №5 (10)	Деловая и (или) ролевая игра/Кейс-задача №2 (20)

№ п/п	Наименование темы дисциплины	Компетенции	Оценочные средства текущего контроля		
			ЗНАТЬ	УМЕТЬ	ВЛАДЕТЬ
			УК-4.1	УК-4.2	УК-4.3
10	Мода. Основные тренды моды	УК-4	Собеседование, опрос/ Контрольная работа №5 (10)	Собеседование, опрос/ Контрольная работа №5 (10)	Деловая и (или) ролевая игра/Кейс-задача №2 (20)
11	Стиль и мода	УК-4	Деловая и (или) ролевая игра/ Кейс-задача №2 (20)	Деловая и (или) ролевая игра/ Кейс-задача №2 (20)	Деловая и (или) ролевая игра/Кейс-задача №2 (20)
12	Молодежная мода. Субкультуры в среде молодежи	УК-4	Круглый стол, дискуссия, полемика, дебаты/Эссе №3 (20)	Круглый стол, дискуссия, полемика, дебаты/Эссе №3 (20)	Круглый стол, дискуссия, полемика, дебаты/Эссе №3 (20)
13	Внешность	УК-4	Собеседование, опрос/ Контрольная работа №6 (10)	Собеседование, опрос/ Контрольная работа №6 (10)	Круглый стол, дискуссия, полемика, дебаты/Эссе №3 (20)
14	Основные черты характера	УК-4	Собеседование, опрос/ Контрольная работа №7 (10)	Собеседование, опрос/ Контрольная работа №8 (10)	Круглый стол, дискуссия, полемика, дебаты/Эссе №3 (20)
15	Досуг	УК-4	Круглый стол, дискуссия, полемика, дебаты/Эссе №4 (20)	Круглый стол, дискуссия, полемика, дебаты/Эссе №4 (20)	Круглый стол, дискуссия, полемика, дебаты/Эссе №4 (20)
16	Увлечения, хобби	УК-4	Круглый стол, дискуссия, полемика, дебаты/Эссе №4 (20)	Круглый стол, дискуссия, полемика, дебаты/Эссе №4 (20)	Круглый стол, дискуссия, полемика, дебаты/Эссе №4 (20)
Количество баллов (100 баллов):			100		
17	Молодежь сегодня	УК-4	Собеседование, опрос/ Контрольная работа №9 (10)	Собеседование, опрос/ Контрольная работа №9 (10)	Деловая и (или) ролевая игра/Кейс-задача №3 (20)
18	Человеческие ценности	УК-4	Собеседование, опрос/ Контрольная работа №9 (10)	Собеседование, опрос/ Контрольная работа №9 (10)	Деловая и (или) ролевая игра/Кейс-задача №3 (20)

№ п/п	Наименование темы дисциплины	Компетенции	Оценочные средства текущего контроля		
			ЗНАТЬ	УМЕТЬ	ВЛАДЕТЬ
			УК-4.1	УК-4.2	УК-4.3
19	Учеба в различных учебных заведениях	УК-4	Деловая и (или) ролевая игра/ Кейс-задача №3 (20)	Деловая и (или) ролевая игра/ Кейс-задача №3 (20)	Деловая и (или) ролевая игра/Кейс-задача №3 (20)
20	Права молодежи и их реализация в разных странах	УК-4	Круглый стол, дискуссия, полемика, дебаты/Эссе №5 (20)	Круглый стол, дискуссия, полемика, дебаты/Эссе №5 (20)	Круглый стол, дискуссия, полемика, дебаты/Эссе №5 (20)
21	Путешествие	УК-4	Собеседование, опрос/ Контрольная работа №10 (10)	Собеседование, опрос/ Контрольная работа №10 (10)	Круглый стол, дискуссия, полемика, дебаты/Эссе №5 (20)
22	Достопримечательности	УК-4	Собеседование, опрос/ Контрольная работа №11 (10)	Собеседование, опрос/ Контрольная работа №12 (10)	Круглый стол, дискуссия, полемика, дебаты/Эссе №5 (20)
23	Продукты питания	УК-4	Круглый стол, дискуссия, полемика, дебаты/Эссе №6 (20)	Круглый стол, дискуссия, полемика, дебаты/Эссе №6 (20)	Круглый стол, дискуссия, полемика, дебаты/Эссе №6 (20)
24	Покупки	УК-4	Круглый стол, дискуссия, полемика, дебаты/Эссе №6 (20)	Круглый стол, дискуссия, полемика, дебаты/Эссе №6 (20)	Круглый стол, дискуссия, полемика, дебаты/Эссе №6 (20)
Количество баллов (100 баллов):			100		

Содержание учебного материала, лабораторные работы и практические занятия, курсовая работа
<p>Тема 1: Знакомство. Приветствие Практические занятия/самостоятельная работа: Персональные данные: имя, адрес, дата и место рождения, название страны, возраст, род занятий. Составление диалога: "Greetings and acquaintance", монологическое высказывание "My personal details" Лабораторная работа: -</p>
<p>Тема 2: Семья и семейные ценности Практические занятия/самостоятельная работа: Персональные данные: имя, адрес, дата и место рождения, название страны, возраст, род занятий. Работа по текстам "Gemma Burford Enolengila and Judy Boehmer", беседа "Getting to know each other", выполнение грамматических упражнений "The indefinite and the definite article" Лабораторная работа: -</p>
<p>Тема 3: Друзья и отношения Практические занятия/самостоятельная работа: Нравственные отношения между молодыми людьми. Грамматика: "Множественное число существительных". Работа по текстам "Who knows you better, your family or friends?" "Tina and Will", ответы на вопросы к текстам, дискуссия: "Who is a real friend?", выполнение грамматических упражнений "Plural forms of nouns" Лабораторная работа: -</p>
<p>Тема 4: Устройство на работу</p>

Содержание учебного материала, лабораторные работы и практические занятия, курсовая работа
<p>Практические занятия/самостоятельная работа: Собеседование с работодателем. Чтение и перевод текста "An interview", написание резюме по образцу, выполнение заданий по тексту "Parvin Calder, a businesswoman"</p> <p>Лабораторная работа: -</p>
<p>Тема 5: Распорядок дня</p> <p>Практические занятия/самостоятельная работа: Распределение времени при планировании рабочего дня Расписание занятий. Чтение и перевод текста "Lists", монологическое высказывание "My daily routine", составление расписания занятий в университете "My schedule at University".</p> <p>Лабораторная работа: -</p>
<p>Тема 6: Обязанности</p> <p>Практические занятия/самостоятельная работа: Распределение обязанностей по дому Организация питания Любимые блюда в семье Отработка лексического материала, обсуждение проблемы об обязанностях мужчины по дому в тексте "Good mothers-real men", пере-сказ текста " Make poverty history", монологическое высказывание "My favourite dishes at home", беседа о семейных традициях по тексту "Memories of food"</p> <p>Лабораторная работа: -</p>
<p>Тема 7: Быт и интерьер</p> <p>Практические занятия/самостоятельная работа: Описание жилища Подбор мебели и декора для создания комфорта и уюта в своей квартире Грамматика: "Степени сравнения прилагательных. Лексика, монологическое высказывание "My flat", Пересказ текстов "The smallest house in Great Britain", "Colonial styles of houses in the Northeast", "A view of Dune's house", выполнение грамматических упражнений "The comparison of adjectives"</p> <p>Лабораторная работа: -</p>
<p>Тема 8: Быт и предметы обихода</p> <p>Практические занятия/самостоятельная работа: Типы домов в Великобритании США. Дом мечты. Беседа "Types of houses in Great Britain and USA", чтение и перевод текста "Paradise ridge", презентации "A house of my dream"</p> <p>Лабораторная работа: -</p>
<p>Тема 9: Предметы одежды. Роль одежды в жизни человека.</p> <p>Практические занятия/самостоятельная работа: Подбор гардероба согласно внешности. Лексический практикум, дискуссия о роли одежды человека для определения его статуса по тексту "Clothes", монологическое высказывание "Описание одежды человека (укажите цвет, фасон, материал), составление диалога "Buying clothes in the shop", выполнение лексических тестов, выполнение грамматических упражнений "Present Simple and Past Simple Tense Active Voice".</p> <p>Лабораторная работа: -</p>
<p>Тема 10: Мода. Основные тренды моды</p> <p>Практические занятия/самостоятельная работа: Историческая справка о возникновении одежды Беседа по текстам "History of clothing", "From the history of British fashion", перевод и понимание высказываний знаменитых людей о моде, выполнение грамматических упражнений "Present Continuous and Past Continuous Tense. Active Voice"</p> <p>Лабораторная работа: -</p>
<p>Тема 11: Стиль и мода</p> <p>Практические занятия/самостоятельная работа: Определите различие между понятиями стиль и мода. Дискуссия о различии этих двух понятий по текстам "Fashion" and "How I get dressed", просмотр видеофильма "Fashion", выполнение грамматических упражнений "Present Perfect and Past Perfect Tense. Active Voice".</p> <p>Лабораторная работа: -</p>
<p>Тема 12: Молодежная мода. Субкультуры в среде молодежи</p> <p>Практические занятия/самостоятельная работа: Знакомство с молодежными субкультурами. Беседа по текстам "Youth fashion" и "Subculture", представление презентаций о разных субкультурах и их представителях, закрепление грамматического материала.</p> <p>Лабораторная работа: -</p>
<p>Тема 13: Внешность</p> <p>Практические занятия: Описание своей внешности и друзей. Лексический практикум, чтение и перевод текста "Family ties", монологическое высказывание "Описание внешности человека", выполнение лексического теста, выполнение грамматических упражнений "Present Simple and Past Simple Tense Passive Voice".</p> <p>Лабораторная работа: -</p>
<p>Тема 14: Основные черты характера</p>

Содержание учебного материала, лабораторные работы и практические занятия, курсовая работа
<p>Практические занятия/самостоятельная работа: Определение характера по внешности и поведению. Лексический практикум, чтение и перевод текста "Face reading", дискуссия о достижении успеха в жизни по тексту "10 habits of all successful people", выполнение грамматических упражнений "Present Continuous and Past Continuous Passive Voice".</p> <p>Лабораторная работа: -</p>
<p>Тема 15: Досуг</p> <p>Практические занятия/самостоятельная работа: Распределение свободного времени для самообразования и физического развития личности. Проведение опроса о свободном времени по тексту "Leisure survey", выполнение грамматических упражнений "Present Perfect and Past Perfect Passive Voice", монологическое высказывание "My leisure time".</p> <p>Лабораторная работа: -</p>
<p>Тема 16: Увлечения, хобби</p> <p>Практические занятия/самостоятельная работа: Основная причина появления увлечений в жизни человека. Беседа по текстам "When an interest becomes an obsession", "Three ways to become creative", "Internet", выполнение теста "Tense system"</p> <p>Лабораторная работа: -</p>
<p>Тема 17: Молодежь сегодня</p> <p>Практические занятия/самостоятельная работа: Хорошие и вредные привычки в повседневной жизни. Лексический практикум, дискуссия о проблемах алкоголизма и наркомании, беседа о профилактике и последствиях вредных привычках по тексту "How to break bad habits", закрепление грамматического материала "Tense system"</p> <p>Лабораторная работа: -</p>
<p>Тема 18: Человеческие ценности</p> <p>Практические занятия/самостоятельная работа: Лексический практикум, перевод и понимание высказываний знаменитых людей о жизненных ценностях, монологическое высказывание "Human values", выполнение грамматических упражнений "Tense system".</p> <p>Лабораторная работа: -</p>
<p>Тема 19: Учеба в различных учебных заведениях</p> <p>Практические занятия/самостоятельная работа: Высшее образование и карьера. Чтение и перевод текстов "Students these days", "Choosing a career", "Work or life", дискуссия о причинах возникновения критической ситуации в экономике по тексту "Unemployment", грамматический материал "Sequence of tenses"</p> <p>Лабораторная работа: -</p>
<p>Тема 20: Права молодежи и их реализация в разных странах</p> <p>Практические занятия/самостоятельная работа: Жизнь молодежи в России, Великобритании и США. Чтение и перевод текстов "British youth", "American youth", закрепление грамматического материала "Sequence of tenses".</p> <p>Лабораторная работа: -</p>
<p>Тема 21: Путешествие</p> <p>Практические занятия/самостоятельная работа: Выбор и организация места пребывания во время отпуска. Беседа о поездках в вашей жизни, пересказ текста "New kinds of tourism", дискуссия о пунктах, которые необходимо предусмотреть при путешествии по текстам "Travelling round Europe", "Booking tickets", "Hotels", "The best world's restaurant", грамматический материал "Conditionals".</p> <p>Лабораторная работа: -</p>
<p>Тема 22: Достопримечательности</p> <p>Практические занятия/самостоятельная работа: Знакомство с достопримечательностями Лондона и Санкт-Петербурга. Представление презентаций, выполнение заданий по текстам "Sankt-Petersburg", "London", грамматический материал "Reported speech".</p> <p>Лабораторная работа: -</p>
<p>Тема 23: Продукты питания</p> <p>Практические занятия/самостоятельная работа: Подбор продуктов для ежедневного рациона питания. Лексический практикум, диалогическая речь в кафе, монологическое высказывание о вашем питании, пересказ текстов "The best world's diets", "Water".</p> <p>Лабораторная работа: -</p>
<p>Тема 24: Покупки</p> <p>Практические занятия/самостоятельная работа:</p>

Содержание учебного материала, лабораторные работы и практические занятия, курсовая работа
Цены, качество и предпочтения при выборе товаров. Диалогическая речь в магазине, выражения для диалога, знакомство с новыми формами торговли в настоящее время по текстам "I'm a car-boot sale addict and proud of it", "Onlineshops", "Going, going, gone...", итоговый контроль по грамматике.
Лабораторная работа: -
Курсовая работа: не предусмотрено учебным планом

Очная форма обучения

Вид учебной работы	Всего часов	Семестр 1	Семестр 2	Семестр 3
Аудиторные занятия (АЗ):	156	54	48	54
Лекционные занятия (Лек)	0	0	0	0
Лабораторные занятия (Лаб)	0	0	0	0
Практические занятия (Пр)	156	54	48	54
Самостоятельная работа студента (СР)	161	49	55	57
Курсовая работа	0	0	0	0
Другие виды самостоятельной работы*	161	49	55	57
Контроль самостоятельной работы (КСР)	16	5	5	6
Контактная работа (КоР)	172	59	53	60
Форма промежуточной аттестации	0	Зачет	Зачет	Экзамен
Подготовка к экзамену и сдача экзамена (СР, КоР)	27	0	0	27
Общая трудоемкость дисциплины, часы/ЗЕТ	360/10	108/3	108/3	144/4

* Подготовка к аудиторным занятиям, подготовка к зачету (при наличии)

№	Наименование темы дисциплины	Семестр/Курс	Количество учебных часов				Практическая подготовка
			В том числе по видам аудиторных занятий			СР	
			Лек	Пр	Лаб		
1	Знакомство. Приветствие	1	0	4	0	6	0
2	Семья и семейные ценности	1	0	6	0	6	0
3	Друзья и отношения	1	0	6	0	6	0
4	Устройство на работу	1	0	6	0	7	0
5	Распорядок дня	1	0	8	0	6	0
6	Обязанности	1	0	8	0	6	0
7	Быт и интерьер	1	0	8	0	6	0
8	Быт и предметы обихода	1	0	8	0	6	0
Итого за 1 семестр:			0	54	0	49	0
9	Предметы одежды. Роль одежды в жизни человека.	2	0	6	0	6	0
10	Мода. Основные тренды моды	2	0	6	0	6	0
11	Стиль и мода	2	0	6	0	6	0
12	Молодежная мода. Субкультуры в среде молодежи	2	0	6	0	13	0
13	Внешность	2	0	6	0	6	0
14	Основные черты характера	2	0	6	0	6	0
15	Досуг	2	0	6	0	6	0
16	Увлечения, хобби	2	0	6	0	6	0
Итого за 2 семестр:			0	48	0	55	0
17	Молодежь сегодня	3	0	4	0	7	0
18	Человеческие ценности	3	0	6	0	7	0
19	Учеба в различных учебных заведениях	3	0	6	0	7	0
20	Права молодежи и их реализация в разных странах	3	0	6	0	8	0
21	Путешествие	3	0	8	0	7	0
22	Достопримечательности	3	0	8	0	7	0
23	Продукты питания	3	0	8	0	7	0

№	Наименование темы дисциплины	Семестр/ Курс	Количество учебных часов				Практическая подготовка
			В том числе по видам аудиторных занятий			СР	
			Лек	Пр	Лаб		
24	Покупки	3	0	8	0	7	0
Итого за 3 семестр:			0	54	0	57	0
Итого:			0	156	0	161	0

* Практическая подготовка при реализации дисциплин организована путем проведения практических занятий и (или) выполнения лабораторных и (или) курсовых работ и предусматривает выполнение работ, связанных с будущей профессиональной деятельностью.

Заочная форма обучения

Вид учебной работы	Всего часов	Семестр 1	Семестр 2	Семестр 3
Аудиторные занятия (АЗ):	22	6	6	10
Лекционные занятия (Лек)	0	0	0	0
Лабораторные занятия (Лаб)	0	0	0	0
Практические занятия (Пр)	22	6	6	10
Самостоятельная работа студента (СР)	305	93	93	119
Курсовая работа	0	0	0	0
Другие виды самостоятельной работы*	305	93	93	119
Контроль самостоятельной работы (КСР)	16	5	5	6
Контактная работа (КоР)	38	11	11	16
Форма промежуточной аттестации	0	Зачет	Зачет	Экзамен
Подготовка к экзамену/зачету и сдача экзамена/зачета (СР, КоР)	17	4	4	9
Общая трудоемкость дисциплины, часы/ ЗЕТ	360/10	108/3	108/3	144/4

* Подготовка к аудиторным занятиям

№	Наименование темы дисциплины	Семестр/ Курс	Количество учебных часов				Практическая подготовка
			В том числе по видам аудиторных занятий			СР	
			Лек	Пр	Лаб		
1	Знакомство. Приветствие	1	0	2	0	10	0
2	Семья и семейные ценности	1	0	0	0	10	0
3	Друзья и отношения	1	0	0	0	10	0
4	Устройство на работу	1	0	2	0	23	0
5	Распорядок дня	1	0	0	0	10	0
6	Обязанности	1	0	0	0	10	0
7	Быт и интерьер	1	0	0	0	10	0
8	Быт и предметы обихода	1	0	2	0	10	0
Итого за 1 семестр:			0	6	0	93	0
9	Предметы одежды. Роль одежды в жизни человека.	2	0	2	0	10	0
10	Мода. Основные тренды моды	2	0	0	0	10	0
11	Стиль и мода	2	0	0	0	10	0
12	Молодежная мода. Субкультуры в среде молодежи	2	0	2	0	23	0
13	Внешность	2	0	0	0	10	0
14	Основные черты характера	2	0	0	0	10	0
15	Досуг	2	0	0	0	10	0
16	Увлечения, хобби	2	0	2	0	10	0
Итого за 2 семестр:			0	6	0	93	0
17	Молодежь сегодня	3	0	2	0	14	0
18	Человеческие ценности	3	0	0	0	14	0
19	Учеба в различных учебных заведениях	3	0	2	0	14	0
20	Права молодежи и их реализация в разных странах	3	0	0	0	21	0

№	Наименование темы дисциплины	Семестр/ Курс	Количество учебных часов				Практическая подготовка
			В том числе по видам аудиторных занятий			СР	
			Лек	Пр	Лаб		
21	Путешествие	3	0	2	0	14	0
22	Достопримечательности	3	0	0	0	14	0
23	Продукты питания	3	0	2	0	14	0
24	Покупки	3	0	2	0	14	0
Итого за 3 семестр:			0	10	0	119	0
Итого:			0	22	0	305	0

* Практическая подготовка при реализации дисциплин организована путем проведения практических занятий и (или) выполнения лабораторных и (или) курсовых работ и (или) путем выделения часов из часов, отведенных на самостоятельную работу, и предусматривает выполнение работ, связанных с будущей профессиональной деятельностью.

4. Способ реализации дисциплины

Без использования онлайн-курса.

5. Учебно-методическое обеспечение дисциплины:

Основная литература:

2. АНГЛИЙСКИЙ ЯЗЫК. ГРАММАТИКА (B2). Учебник и практикум для вузов / Гуреев В. А. - Московский международный университет (г. Москва), 2022 г. - 294 с. - ISBN 978-5-534-07464-2 – Режим доступа: <https://urait.ru/book/angliyskiy-yazyk-grammatika-b2-494348>

3. ИНТЕРАКТИВНЫЕ СРЕДСТВА ОБУЧЕНИЯ ИНОСТРАННОМУ ЯЗЫКУ. ИНТЕРАКТИВНАЯ ДОСКА. Учебное пособие для вузов / Беляева Л. А. - Сыктывкарский государственный университет имени Питирима Сорокина (г. Сыктывкар), 2022 г. - 157 с. - ISBN 978-5-534-10853-8 – Режим доступа: <https://urait.ru/book/interaktivnye-sredstva-obucheniya-inostrannomu-yazyku-interaktivnaya-doska-494601>

3. АНГЛИЙСКИЙ ЯЗЫК: УСТНЫЙ ПЕРЕВОД. Учебное пособие для вузов / Купцова А. К. - Национальный исследовательский университет «Высшая школа экономики» (г. Москва), 2022 г. - 182 с. - ISBN 978-5-534-05344-9 – Режим доступа: <https://urait.ru/book/angliyskiy-yazyk-ustnyy-perevod-493025>

Дополнительная литература:

1. АНГЛИЙСКИЙ ЯЗЫК + АУДИОЗАПИСИ. Учебник и практикум для вузов / Кузьменкова Ю. Б. - Национальный исследовательский университет «Высшая школа экономики» (г. Москва), 2022 г. - 412 с. - ISBN 978-5-534-15064-3 – Режим доступа: <https://urait.ru/book/angliyskiy-yazyk-audiozapisi-488823>

2. АНГЛИЙСКИЙ ЯЗЫК. ЛЕКСИКО-ГРАММАТИЧЕСКОЕ ПОСОБИЕ В 2 Ч. ЧАСТЬ 1 8-е изд., испр. и доп. Учебное пособие для вузов / Куряева Р. И. - Казанский национальный исследовательский технологический университет (г. Казань), 2022 г. - 264 с. - ISBN 978-5-534-07394-2 – Режим доступа: <https://urait.ru/book/angliyskiy-yazyk-leksiko-grammaticheskoe-posobie-v-2-ch-chast-1-490730>

3. АНГЛИЙСКИЙ ЯЗЫК (A1—B1+) 13-е изд., испр. и доп. Учебное пособие для вузов / Аитов В. Ф., Аитова В. М., Кади С. В. - Башкирский государственный педагогический университет имени М. Акмуллы (г. Уфа), 2022 г. - 234 с. - ISBN 978-5-534-07022-4 – Режим доступа: <https://urait.ru/book/angliyskiy-yazyk-a1-v1-491695>

6. Перечень информационных технологий, используемых при осуществлении образовательного процесса по дисциплине, включая перечень программного обеспечения

1. Операционная система
2. Пакет прикладных офисных программ

3. Антивирусное программное обеспечение
4. LMS Moodle
5. Вебинарная платформа

7. Перечень ресурсов информационно-телекоммуникационной сети «Интернет», информационных справочных систем и профессиональных баз данных, необходимых для освоения дисциплины

1. iBooks.ru : электронно-библиотечная система [Электронный ресурс] : профессиональная база данных. - Режим доступа: <https://ibooks.ru>. - Текст: электронный
2. Электронно-библиотечная система СПБУТУиЭ : электронно-библиотечная система [Электронный ресурс] : профессиональная база данных. - Режим доступа: <http://libume.ru>. - Текст: электронный
3. Юрайт : электронно-библиотечная система [Электронный ресурс] : профессиональная база данных. - Режим доступа: <https://urait.ru>. - Текст: электронный
4. eLibrary.ru : научная электронная библиотека [Электронный ресурс] : профессиональная база данных. - Режим доступа: <http://elibrary.ru>. - Текст: электронный
5. Архив научных журналов НЭИКОН [Электронный ресурс] : профессиональная база данных. - Режим доступа: agch.neicon.ru. - Текст: электронный
6. КиберЛенинка : научная электронная библиотека [Электронный ресурс] : информационная справочная система. - Режим доступа: <http://cyberleninka.ru>. - Текст: электронный
7. Лань : электронно-библиотечная система [Электронный ресурс] : профессиональная база данных. - Режим доступа: <https://e.lanbook.com>. - Текст: электронный
8. Языкознание.ru [Электронный ресурс] : информационная справочная система . - Режим доступа: <http://yazykoznanie.ru>. - Текст: электронный
9. Ярус [Электронный ресурс] : информационная справочная система . - Режим доступа: <http://yarus.asu.edu.ru>. - Текст: электронный
10. Langinfo.ru: языкознание [Электронный ресурс] : информационная справочная система. - Режим доступа: <http://www.langinfo.ru>. - Текст: электронный
11. Текстология.ru [Электронный ресурс] : информационная справочная система. - Режим доступа: <https://www.textologia.ru>. - Текст: электронный
12. Российская национальная библиотека [Электронный ресурс] : информационная справочная система . - Режим доступа: <http://nlr.ru>. - Текст: электронный
13. Министерства науки и высшего образования Российской Федерации: профессиональная база данных. - Режим доступа: <https://minobrnauki.gov.ru>. - Текст: электронный
14. Министерство иностранных дел Российской Федерации (МИД России): профессиональная база данных. - Режим доступа: <http://www.mid.ru>. - Текст: электронный
15. Педагогический сайт: профессиональная база данных. - Режим доступа: <https://pedsite.ru/>. - Текст: электронный

8. Материально-техническое обеспечение дисциплины

1. Учебная аудитория для проведения занятий семинарского типа - практических занятий, для групповых и индивидуальных консультаций, текущего контроля и промежуточной аттестации, оборудованная: рабочими местами для обучающихся, оснащенными специальной мебелью; рабочим местом преподавателя, оснащенным специальной мебелью, персональным компьютером с возможностью подключения к сети «Интернет» и доступом к электронной информационно-образовательной среде Университета; техническими средствами обучения - мультимедийным оборудованием (проектор, экран, колонки) и маркерной доской; лицензионным программным обеспечением
2. При применении электронного обучения, дистанционных образовательных технологий используются: виртуальные аналоги учебных аудиторий - вебинарные комнаты на вебинарных

платформах, рабочее место преподавателя, оснащенное персональным компьютером (планшет, мобильное устройство) с возможностью подключения к сети «Интернет», доступом к электронной информационно-образовательной среде Университета и к информационно-образовательному portalу Университета imeos.ru, веб-камерой, микрофоном и гарнитурой (в т.ч. интегрированными в устройствами), программным обеспечением; рабочее место обучающегося оснащено персональным компьютером (планшет, мобильное устройство) с возможностью подключения к сети «Интернет», доступом к электронной информационно-образовательной среде Университета и к информационно-образовательному portalу Университета imeos.ru, веб-камерой, микрофоном и гарнитурой (в т.ч. интегрированными в устройства). Авторизация на информационно-образовательном portalе Университета imeos.ru и начало работы осуществляются с использованием персональной учетной записи (логина и пароля). Лицензионное программное обеспечение

3. Помещение для самостоятельной работы, оборудованное специальной мебелью, персональными компьютерами с возможностью подключения к сети «Интернет» и доступом к электронной информационно-образовательной среде Университета, лицензионным программным обеспечением

9. Оценочные материалы по дисциплине

Описание оценочных средств (показатели и критерии оценивания, шкалы оценивания) представлено в приложении к основной профессиональной образовательной программе «Каталог оценочных средств текущего контроля и промежуточной аттестации».

Процедуры оценивания знаний, умений, навыков и (или) опыта деятельности приводятся в соответствующих методических материалах и локальных нормативных актах Университета.

Для оценивания учебных достижений студентов в Университете действует балльно-рейтинговая система.

Если оценка, соответствующая набранной в семестре сумме рейтинговых баллов, удовлетворяет студента, то она является итоговой оценкой по дисциплине при проведении промежуточной аттестации в форме экзамена/зачета с оценкой/зачета.

Условием сдачи экзамена/зачета с оценкой/зачета с целью повышения итоговой оценки по дисциплине является сдача студентом экзамена, за который он получает экзаменационные баллы без учета баллов, полученных за текущий контроль:

Шкала оценивания учебных достижений по дисциплине, завершающейся зачетом без оценки

Баллы по дисциплине	60 и менее		61-73		74-90		91-100
Итоговая оценка по дисциплине	Незачет		Зачет				
Баллы в международной шкале ECTS с буквенным обозначением уровня	50 и менее	51-60	61-67	68-73	74-83	84-90	91-100
	F	Fx	E	D	C	B	A
Уровень сформированности компетенций	Не сформированы		Пороговый		Высокий		Повышенный

Шкала оценивания учебных достижений по дисциплине, завершающейся экзаменом/зачетом с оценкой

Баллы по дисциплине	60 и менее		61-73		74-90		91-100
Итоговая оценка по дисциплине	Неудовлетворительно		Удовлетворительно		Хорошо		Отлично
Баллы в международной шкале ECTS с буквенным обозначением уровня	<50	51-60	61-67	68-73	74-83	84-90	91-100
	F	Fx	E	D	C	B	A
Уровень сформированности компетенций	Не сформированы		Пороговый		Высокий		Повышенный

9.1. Типовые контрольные задания для текущего контроля Собеседование, опрос / Контрольная работа № 1

1. Составьте диалог по теме "Greetings". Диалог содержит 4-5 реплик от каждого партнера.

Образец диалога прилагается.

- Greetings!
- Hey! How's life?
- All good! Not too bad. What about you?
- Not much! Staying out of trouble! My family is OK. All are very busy daily.
- As for me I study and do sport every day. The thing is that my study and sport take a lot of time. I am tired very much in the evening.
- Let's hope for the best. Life is nice. Time is limited but we have to do a lot.
- To my mind you are right. Just let it go!
- Sorry, I am in a hurry. See you!
- Bye!

2. Составьте текст "My personal details" согласно данным пунктам.

	FACT FILE
Full name	
Job	
Born	
Height	
Hair colour	
Family	
Relationship	
Education	
Hobbies	
Pets	
Favourite bands	
Favourite clothes	
Favourite films	
Favourite food	
Hero	
Ambitions	

3. Соотнесите вопросы с краткими ответами.

- | | |
|---|--------------------|
| 1. Are you married? | a) Yes, I was. |
| 2. Is your family very large? | b) Yes, it is. |
| 3. Were you born in this town? | c) Yes, there are. |
| 4. Is your father a good cook? | d) No, I am not. |
| 5. Are your parents from this town? | e) No, he isn't. |
| 6. Are there many people with the same name as you? | f) No, they aren't |

4. Составьте вопросы из данных слов.

- 1 are family how in many people there your?
- 2 are names their what?
- 3 are hobbies their what?
- 4 are how old they?
- 5 born parents were where your?
- 6 family in is person the who youngest your?
- 7 family holiday last was when your?

5. Соотнесите слова с их определениями.

aunt	colleague	cousin	daughter	grandfather	mother-in-law
pet	neighbour	nephew	niece	son	son-in-law
				uncle	best friend

1. a person who lives very near you
2. a person you work with
3. an animal that lives with the family
4. your male child
5. your aunt's (or your uncle's) child
6. your brother's (or your sister's) daughter
7. your closest friend
8. your daughter's husband
9. your mother's (or your father's) sister

6. Запишите данные слова в таблицу ниже.

acquaintance	aunt	best friend
boss	classmate	colleague
cousin	ex-girlfriend	flat mate
head teacher	husband	mother-in-law
neighbor	niece	parent
relative	stepmother	stranger

family	
friends	
work	
school	
other	

Деловая и (или) ролевая игра / Кейс-задача №1

Выскажите свою точку зрения о взаимоотношениях людей, которые считаются друзьями. Какими качествами обладают настоящие друзья? Трудно ли найти друга среди огромного количества окружающих вас людей. Как можно определить характер, интересы человека, с которым вы познакомились. Есть ли у вас друзья? Сколько времени вы проводите вместе? Почему это происходит? Какие качества вы цените в людях?

Круглый стол, дискуссия, полемика, дебаты / Эссе № 1

Создайте свое резюме по данному образцу:

CURRICULUM VITAE

Name: Anna Petrova

Date of birth: 11 September, 1979.

Address: Pushkinskaya street, 40/12

Telephone number: 321-18-44

Marital status: single

Education: 1986-1996 – secondary school № 38 (specialization in);

1996 – secretarial courses (typing, computer literacy, business correspondence). Now I am the student of the Foreign Languages Department at the University.

Working experience: 1995-1996 – private teacher (English);

1996-1997 – ABC company, secretary.

Skills: communicative English; Word, Excel for Windows-95.

Hobbies: knitting, skiing.

References: the following people have offered to write references for me:

Natalia B. Ivanova, Teacher of English, school № 38, tel. no 333-12-14

Sergey T. Govorov, principal, secretarial courses, tel. no. 211-13-23;


Nikolai V. Mishin, manager, ABC company, tel. no. 143-84-06.

Собеседование, опрос / Контрольная работа № 2

1. Составьте расписание занятий в университете:

Schedule

Monday	Tuesday	Wednesday	Thursday	Friday



www.RewardCharts4Kids.com

History
Philosophy
Foreign language
Russian language and culture of speech
Law
Sociology
Psychology
Mathematical analysis
Linear algebra
Political science
Informatics
Computer science
Probability theory

Physical culture**2. Соотнесите фразы с их определениями**

Phrases	Definitions
1 a morning person	a) sleep longer than planned
2 stay up late	b) a person who feels good/ alert in the morning
3 oversleep	c) a person who gets up early
4 have an early night	d) stop sleeping
5 not be able to keep your eyes open	e) begin to sleep
6 have a lie-in	f) go to bed later than usual
7 be an early riser	g) stay in bed later than usual
8 wake up	h) go to bed earlier than usual
9 fall asleep	i) be in bad mood in the morning
10 get out of bed on the wrong side	j) find it difficult to stay awake at times during the day

3. Прочитайте текст и ответьте на вопросы.

Vic has eaten two slices of toast and is on his third cup of tea and first cigarette of the day when Marjorie enters the kitchen in her dressing gown and slippers.

'Smoking', she says, condensing into a single word an argument well known on both of them. Vic grunts, He glances at the kitchen clock.

'Shouldn't Sandra and Gary be getting up? I won't waste my on Raymond.'

'Gary doesn't have school day today. The teachers are on strike.'

'What about Sandra?'

'I'm taking her to the doctor's.'

'What the matter with her?'

Marjorie yawns evasively. 'Oh, nothing serious.'

'Why can't she go on her own? A girl of seventeen should be able to go to the doctors without someone to hold her hand.'

'I don't go in with her, not unless she wants me to. I just wait with her.'

Vic regards his wife suspiciously. 'You're not going shopping with her afterwards?'

Marjorie blushes. 'Well, she needs a new pair of shoes.'

Questions:

- 1 What did Vic have for breakfast?
- 2 What does Marjorie think about smoking?
- 3 Who got out of bed on the wrong side?
- 4 Who should be getting up?
- 5 Which child often oversleeps?
- 6 What do Vic and Marjorie talk about?

Собеседование, опрос / Контрольная работа № 3**1. Напишите о ваших домашних обязанностях в семье. Составьте 6-8 предложений, используя данные слова по теме.**

Household chores - daily household chores make the bed, cook, help with the cooking, lay the table, clear the table, load/empty the dishwasher, take out the garbage, clean up the room
Mum and Dad ... I ... Do you ...? Yes, I do. No, I don't.
Daily and weekly chores Water the plants, clean the bathroom, mop the floor, vacuum the carpet, dust the cupboard, do the laundry, clean up..., clean the windows, clean the toilet, go shopping, prepare breakfast (lunch, dinner), prepare a meal, take care of pets, clean the hamster cage, walk the dog, sort the laundry, wash the clothes, hang up the washing, fold the clothes ... Always, often, sometimes, seldom, never

How often do you ...?

Interview your classmates about the household chores in their families - who does what?

2. Соотнесите слова с данными подзаголовками.

What the words in the box under the correct heading below.

bitter breakfast cook dinner
eat fresh lunch salty serve
snack spicy sweet taste

Food verbs

Kinds of meal

Food

Describing food

Круглый стол, дискуссия, полемика, дебаты / Эссе № 2

Вы получили квартиру. Вам необходимо продумать, как расставить мебель, чтобы создать комфорт и уют в вашей квартире. Сначала проясните, сколько комнат в вашей квартире. Для кого предназначена каждая комната, опишите их вкусы и интересы. Какие дополнительные удобства необходимо предусмотреть при подборе интерьера. (10-12 предложений)

Собеседование, опрос / Контрольная работа № 4

1. Вставьте слова в предложения.

.....
picnic breakfast dinner barbecue snack
packed lunch
.....

1. I usually have a bowl of cereal for _____ .
2. Our neighbours are having a _____. I can smell the burning meat!
3. We're going hiking tomorrow. Remember to bring a _____ , there won't be any restaurants in the mountains!
4. We're got some guests coming to _____ on Saturday at 7 p. m.
5. I'm busy. I'm just going to have a quick _____ .
6. The weather's so lovely! Let's have a _____ in the park!

2. Соотнесите первую колонку слов с второй.

- | | |
|---------------|--------------|
| 1 a carton of | A bread |
| 2 a can of | B honey |
| 3 a packet of | C chocolate |
| 4 a loaf | D chocolates |
| 5 a jar of | E cola |
| 6 a box of | F crisps |

7 a bar of G juice

3. Соотнесите две части.

- 1 How would you like your steak?
- 2 What kind of water would you like?
- 3 How do you like your tea?
- 4 What kind of wine shall we buy?
- 5 What's this bread like?
- 6 What kind of food do you prefer?

- A. Dry or sweet?
- B. Mild or spicy?
- C. Fresh or stale?
- D. Rare, medium or well-done?
- E. Still or sparkling?
- F. Weak or strong?

4. В каком случае вы идете в эти места?

Соотнесите две части.

- 1 pub
- 2 café
- 3 canteen
- 4 buffet car
- 5 fast food restaurant
- 6 Chinese takeaway

- A. You're on a train journey.
- B. You need something to eat while studying, so you buy it on your way home.
- C. You're in a hurry and not thinking about your health!
- D. You're at school or at work.
- E. You want to meet some friends for a beer.
- F. You're meeting a friend for a coffee.

5. Поставьте слова в правильном порядке.

- 1 would to order you what like?
- 2 here think I there's a mistake.
- 3 the I have could bill?
- 4 your meal you did enjoy?
- 5 medium small, or large?
- 6 reservation we've a got.
- 7 over have to pay you there.
- 8 thanks lovely, it was.
- 9 for two, table please a.

Собеседование, опрос / Контрольная работа № 5

Упражнение 1. Соотнесите одежду на картинках с названиями.

- 1
T-shirt and jeans
a blouse and skirt
a bow tie


a shirt and tie

shorts and a sweatshirt

a dress

a waistcoat

a jacket and tie



2

coat

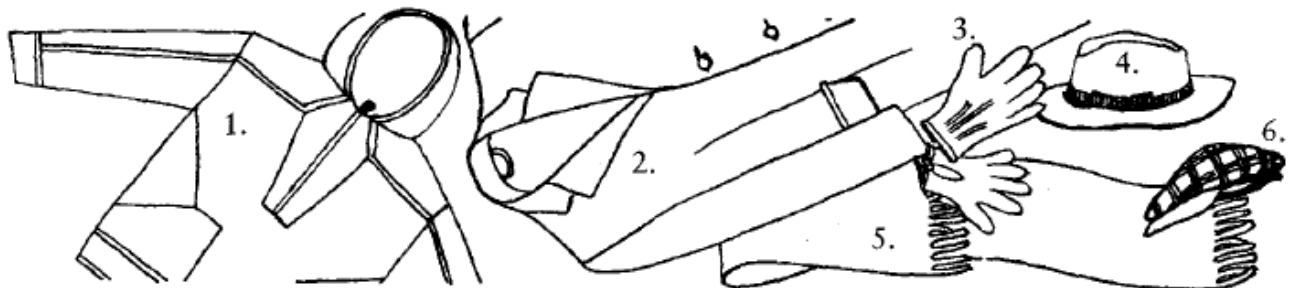
anorak

hat

cap

gloves

scarf



3

trainers

sandals

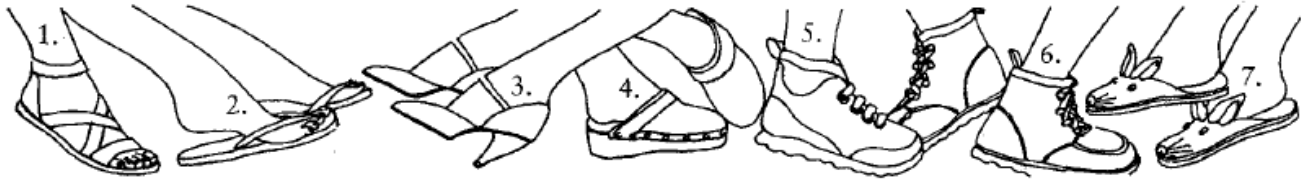
slippers

high heels

clogs

flip-flops

boots



4

knickers

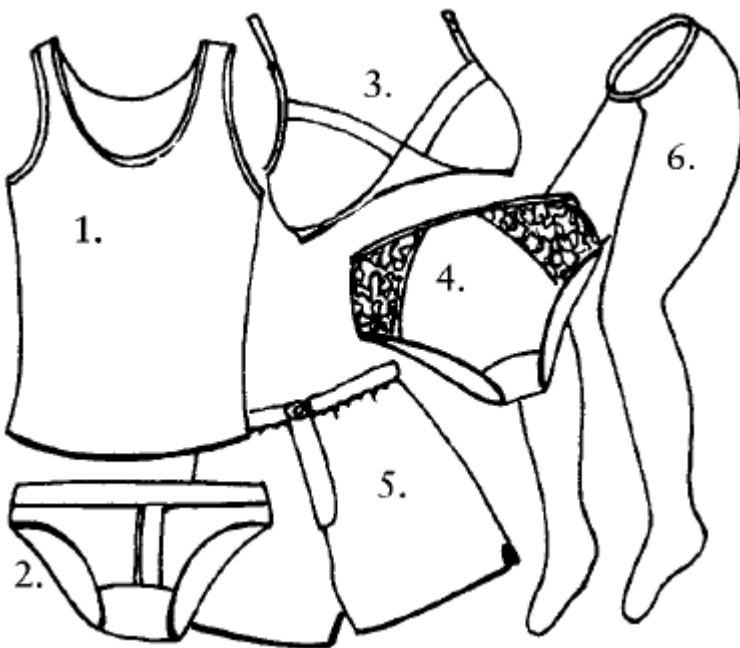
vest

underpants

tights

bra

boxer shorts (or boxers)



5

laces

collar

pocket

sleeve

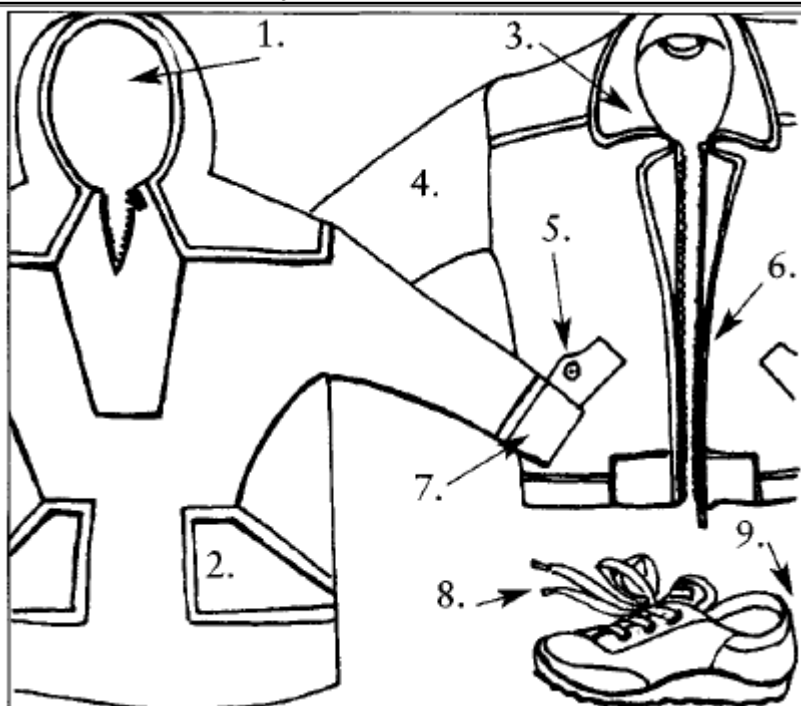
hood

button

zip

cuff

heel



Упражнение 2. Поставьте глаголы в настоящее простое или длительное время.

1. Tom ____ (travel) all over the world at present.
2. They ____ (relax) right now.
3. ____ (you/believe) in ghosts?
4. ____ (this box/belong) to you?
5. Peter and Susan ____ (fly) to Madrid on Tuesday.
6. What ____ (you/ think) about?
7. His sister ____ (have) three cups of coffee every morning.
8. What kind of music ____ (she/listen) to at the moment?
9. John always ____ (get up) late on Sunday.
10. Rick usually ____ (buy) souvenirs when he ____ (go) on holidays.

Упражнение 3. Поставьте глаголы в прошедшее простое или длительное время.

1. My friend ____ (buy) jeans when I ____ (see) her in the shop.
2. The boys ____ (play) in the park all day yesterday.
3. She ____ (talk) on the phone at 5 p.m. yesterday.
4. The students ____ (write) a test when the bell ____ (ring).
5. The text was very difficult. He ____ (translate) this text the whole evening yesterday.
6. My brother ____ (listen) to music when his friends ____ (come).
7. I ____ (break) my arm when I ____ (play) football.

Упражнение 4. Опишите картинку. Укажите цвет, фасон, материал одежды. (4 предложения)



Деловая и (или) ролевая игра / Кейс-задача №2

Соотнесите два понятия мода и стиль. Дайте определение понятию мода. Трудно ли следовать моде? А ваше отношение к моде? Дайте объяснение, чем стиль отличается от моды? Эти тексты помогут найти ответы на эти вопросы. Найдите предложения в текстах "How I get dressed", "Fashion" и сделайте выводы по предложенной теме.

Круглый стол, дискуссия, полемика, дебаты / Эссе № 3

Найдите информацию об одной молодежной субкультуре. Достаточно одного слайда и несколько предложений, которые помогут понять эту молодёжную группу. На занятии вы выбрали, о какой субкультуре подготовить информацию. Например:



Freaks

This subculture appeared in Northern America in the 20th century. They wanted to stand out. It's not only clothes but behaviour as well. Each person trends to create his own image. There is piercing everywhere. Their body is covered with tattoos.

Собеседование, опрос / Контрольная работа № 6

Упражнение 1. Подчеркните правильные слова.

A: Who's that over there?

B: Who do you mean, the **1) short/wavy** boy with the **2) round/brown** hair?

A: No, the **3) tall/long**, **4) narrow/thin** one with **5) small/short** blonde hair.

B: I know him. He's very **6) intelligent/old** and he's also **7) spiky/reliable**.

A: how do you know that?

B: Well, he's my brother!

Упражнение 2. Напишите слова под правильным подзаголовком.

Bald, curly, fat, medium-height, middle-aged, old, overweight, short, slim, straight, tall
young

Hair	Height	Weight	Age

Упражнение 3. Соотнесите описание внешности с картинками

d



c



b



1. He is bald.

Picture _____

2. He's got short, brown hair.

Picture _____

3. He's in his early twenties.

Picture _____

4. He's in his late forties.

Picture _____

5. She's an older woman.

Picture _____

6. She's got blond, curly hair.

Picture _____

7. She's got shoulder-length, red hair.

Picture _____

8. She's in her twenties.

Picture _____

Упражнение 4. Поставьте глаголы в настоящее простое время пассивного залога.

- a) Thousands of cars every year. (steal)
- b) All the tickets over the Internet. (sell)
- c) A lot of the world's gold in South Africa. (produce)
- d) The rooms every morning. (clean)
- e) Millions of barrels of oil to Europe. (export)

Упражнение 5. Вставьте глаголы в прошедшем простом времени пассивного залога.

by were was stolen written

- a) The three men _____ arrested at about six o'clock this morning.
- b) The car _____ designed by a Korean company.
- c) The new shopping centre was built _____ an American company.
- d) The painting was _____ during the night.
- e) The Harry Potter books were _____ by J K Rowling.

Упражнение 6. Определите залог в предложении.

- 1 The Tower of London was built in 1078.
- 2 Their uncle put them in the tower.
- 3. It was used in the film Psycho.
- 4 People believe that Vlad Tepes – the original Dracula - lived here.
- 5 It is visited every year by thousands of people.

Собеседование, опрос / Контрольная работа № 7

Упражнение 1. Соотнесите прилагательные с определениями.

1. generous	a) likes meeting people
2. honest	b) gets upset easily
3. ambitious	c) often behaves angrily
4. stubborn	d) likes giving things to others
5. aggressive	e) refuses to change his/her mind
6. reliable	f) wants to be successful
7. sensitive	g) always tells the truth
8. outgoing	h) has good manners
9. greedy	i) does what he/she promises to
10. polite	j) always wants more than he/she needs

Упражнение 2. Подчеркните правильное слово.

1. Mary's very **sensitive** /sensible. She tends to think everything over and she doesn't often make stupid decisions.
2. He's a bit **talkative** /bossy. He likes telling people what to do.
3. Bill's wonderfully calm and **relaxed** /reserved. I don't think I've ever seen him lose his temper!
4. My sister's very **sensitive** /sensible. She always cries when she hears something bad has happened to someone.
5. Andrew's too **generous** /ambitious. He's never satisfied unless he's the best.
6. Diane is very **friendly** /nasty. She's usually the first one to talk to newcomers at school and help them.
7. Chris is a loyal, **polite** /reliable friend. I trust him completely.
8. They say I'm **rebellious** /responsible. I say I'm independent. I just don't like other people telling me what to do all the time.
9. Millie's very **cheerful** /helpful by nature. She's never sad for long.
10. He's so dreadfully **selfless** /selfish! He never thinks of anyone but himself.

Круглый стол, дискуссия, полемика, дебаты / Эссе № 4

У вас отпуск. Вы планируете поездку. Выберите пункт пребывания во время отпуска. Напишите, почему это место привлекает вас, с кем вы хотите провести свой отпуск, какая информация необходима для поездки. Опишите, какой вид транспорта вы предпочитаете и почему вы хотите воспользоваться им. Укажите место проживания, времяпровождения и питания. Привозите ли вы сувениры из отпуска своим родным и близким людям. Какие сувениры вы предпочитаете?



Собеседование, опрос / Контрольная работа № 8

Упражнение 1. Определите временную систему.

- 1 I always **get up** at 7 o'clock.
- 2 He **has already written** a report.
- 3 They **were playing** football all morning yesterday.
- 4 The newspapers **are sold** in our shop.
- 5 This film **has been seen** by children.
- 6 The museum **had been visited** by 6 o'clock yesterday.
- 7 He **is sleeping** now.
- 8 The book **is being read** now.
- 9 He **lived** with us last year.
- 10 The car **was repaired** yesterday.
- 11 The computer **was being bought** all evening yesterday.
- 12 They **had discussed** all problems by 10 o'clock.
- 13 She **has been talking** since 5 o'clock.

Упражнение 2. Вставьте пропущенное слово.

was were was reads studied had have has is has is had are

- 1 This computer ___ been already sold.
- 2 The clothes ___ always sewed here.
- 3 He ___ swimming in the river now.
- 4 He ___ books every day.
- 5 They ___ cleaning the flat all day yesterday.
- 6 We ___ with them last year.
- 7 The telegram ___ sent yesterday.
- 8 We ___ already answered the questions.
- 9 They ___ closed the shop by 6 o'clock yesterday.
- 10 The party ___ been finished by 11 o'clock yesterday.

- 11 She ___ been playing the piano for 2 hours.
12 The question ___ being discussed now.
13 The conference ___ being prepared all week last month.

Собеседование, опрос / Контрольная работа №9

Упражнение 1. Выясните о наличии повседневных привычек у молодых людей. Образец диалога прилагается.

- 1 What human habits annoy you?
I think biting finger nails. It is indecent to do in public and dangerous for health.
2 Why do teen-agers start to smoke?
To my mind they want to be cool among other fellows.
3 What is your favourite habit of spending free time?
It is emotional shopping. I waste much money without thinking.

Упражнение 2. Узнайте о жизненных ценностях вашего партнера.

- 1 What are your close people like?
They are warm, kind and friendly. You feel their love and support everywhere.
2 How do you spend free time with friends?
We usually walk and talk outside. We have a lot to discuss and get advice. At home we often listen to music because our interests are the same.
3 Why is financial stability important for you?
I want to have all necessary things for living: a flat, a car, healthy food, designed clothes.

Упражнение 3. Подчеркните правильный вариант ответа.

- 1 My mother is a doctor. And what is your father doing/ does your father do?
2 My two best friends are lawyers. But they're not working/ don't work at the moment.
3 Most banks in my area are closing/close at 5.30 p.m.
4 Bad news! The price of petrol's going up/ goes up again.
5 Do you speak/Are you speaking any other foreign language?
6 Hurry up! We're running/run late!

Упражнение 4. Подчеркните правильный вариант ответа.

- 1 Barbara used to go/ had gone/ was going shopping more often than she does now.
2 What exactly did you do/ were you doing/ did you use to do when I called you yesterday?
3 I missed our History test because you didn't tell/ hadn't told/ weren't telling me about it.
4 Nobody wanted to go out yesterday because it rained/ used to rain/ was raining heavily.
5 On my way to the airport I suddenly remembered that I left/ had left/ used to leave my passport at home.
6 On Monday morning I woke up/ had woken up/ used to wake up with a splitting headache.
7 Our daughter took all her savings out of piggy bank and went/ had gone/ was going to the bank/
8 What songs had you sung/ were you singing/ did you use to sing when you were in primary school?

Perfect

Упражнение 5. Закончите предложения, используя данные слова.

ever yet just already for since never

- 1 She's been working in the garden _____ 9 o'clock.
2 I haven't spoken to him _____.

- 3 We haven't played basketball _____ years.
4 Have you _____ been to New York?
5 Good timing! I've _____ finished my homework and I can go now.
6 I've _____ told you the answer. You weren't listening!

Упражнение 6. Подчеркните соответствующее предложение к данным ситуациям.

- 1 You come home and see your brother covered with paint.
Have you painted/ been painting?
2 You're talking with your friends about new books.
Have you read/ been reading Paulo Coelho's latest book?
3 You're explaining why you don't fancy going to the cinema.
I've seen/ been seeing this film three times this year.
4 You're talking with your friend about your dance teacher.
I've had/ been having classes with her since March.
5 You're discussing your favourite rock band.
They've played/ been playing together since 2002.
6 Your classmates are asking you about your new glasses.
I've had/ been having them for over two months.
7 You're gossiping about the best pupil in your class.
He's written/ been writing a five-page essay. That's far too long!
8 You're mad because your friend's phone is always busy.
I've tried/ been trying to call her for more than an hour. And she's still on the phone!

Собеседование, опрос / Контрольная работа № 10

Упражнение 1. Соотнесите слова с данными подзаголовками.

Road travel	_____	_____	_____	_____
Sea travel	_____	_____	_____	_____
Rail travel	_____	_____	_____	_____
Air travel	_____	_____	_____	_____

Put the words from the list into the four categories above.

.....
ferry coach plane sleeping car motorbike yacht dining car
flight harbor platform motorway terminal cruise runway
compartment traffic jam voyage
.....

Упражнение 2. Соотнесите данные ситуации с видами транспорта.

1. Woman: Hello. Can I have a single ticket to Lancaster, please? Oh, and could possibly have a window seat?
Ticket seller: Certainly. That's £ 40, please.
Woman: Which platform does it leave from?
TS: Platform 5, madam.
2. Flight BA 786 to Barcelona is now boarding at gate 12. Passengers flying to Barcelona, please go to gate 12.
3. Young woman: Excuse me... Can you tell me how to get to Leicester Square?
Elderly woman: Yes, dear. Take the Victoria line, northbound, and change at Green Park – That's the next station – to Piccadilly Line, eastbound. Oh, and ... mind the gap.

4. Good morning, ladies and gentlemen. I'd like to welcome you on board P&O ferries. The weather's fine today, so we're expecting a smooth crossing.

5. Driver: What's your destination?

Hitch-Hiker: Edinburgh.

D: I'm only going as far as Newcastle. I can give you a lift there.

HH: Yeah, that'd be great, thank you.

D: Hop in, then.

A ferry

D train

B hitch-hiking

E underground

C plane

Упражнение 3. Соотнесите слова с данными определениями.

.....
campsite caravan guest house tent youth hostel
.....

1. _____ - a bit cheaper than a hotel.
2. _____ - a home that you can fold and carry.
3. _____ - cheap accommodation for young people.
4. _____ - a home attached to your car.
5. _____ - a place where you can put up your tent.

Упражнение 4. Прочитайте информацию и напишите правильная или нет.

The Rose and Crown Hotel

Tariff

(prices are per room per night, including breakfast)

Room type	Price
Single	£ 65
Double	£ 75
Twin	£ 80
Suite	£ 130

All rooms are en suite

1. A room for two people with separated beds costs £ 75.
2. If you are prepared to pay more, you can have a set of rooms: bedroom, bathroom and your own living room.
3. A room for one person costs £ 65.
4. Only some rooms have their own bathrooms.
5. A room for two people is cheaper if they sleep in one big bed.
6. You have to pay separately for breakfast.

Упражнение 5. Вставьте глагол в правильной форме.

- 1 He really will be ill if he _____ (not eat) more.
- 2 If his wife _____ (ask) him to go to the health spa again, he'll say no.
- 3 If he isn't there, we _____ (take) a taxi.
- 4 We will go to an expensive restaurant if you _____ (want).
- 5 If it _____ (not be) too late after that, we will find a good nightclub.

6 If he _____ (like) the company, he will take the job.

7 If it rains today, I _____ (stay) inside.

8 If there's nothing good on TV this evening, I _____ (go) out.

9 If I _____ (get up) early tomorrow, I will go for a run

Упражнение 6. Соотнесите две части.

1 If he knew her phone number A he would buy a castle.

2 If I could drive B I would buy a car.

3 If I had a bike C we would go on holiday

4 If we had time D I would ride school

5 If he was rich E he would phone her

6 If we had a bigger house F we would have a party

Круглый стол, дискуссия, полемика, дебаты / Эссе №5

Напишите о правах и обязанностях молодых людей в России. Какими правами вы пользуетесь в вашей жизни? Ваше мнение о приоритете некоторых прав в конституции. Молодые люди имеют права, а знают ли они об обязанностях, которые возложены на них. Ваше отношение к законам нашей страны. Что бы вы хотели изменить в них? Измениться ли ваше отношение к человеку, который пренебрегает своими обязательствами? Напишите о своих жизненных ценностях и соотношении их с правами и обязанностям молодых людей в России.

Деловая и (или) ролевая игра / Кейс-задача №3

Определите цель, которую вы хотите достичь в вашей жизни. Представьте анализ ваших возможностей и устойчивых жизненных позиций. Окружающая среда оказывает влияние на формирование личности. Дайте оценку окружающей вас среде. Продумайте путь и средства необходимые для достижения вашей цели. Какие качества характера присущи вам? Выразите своё мнение.

Круглый стол, дискуссия, полемика, дебаты / Эссе № 6

Оцените сеть торговых точек в вашем городе, ваши предпочтения посещения некоторых из них. Появились новые формы торговли, выразите своё отношение к ним. Питание - основной источник жизненных сил организма. Напишите об организации питания в вашей семье. Распределение обязанностей по дому: снабжение продуктами питания, приготовление пищи.

Собеседование, опрос / Контрольная работа № 11

1. Прочитайте текст и выполните упражнения.

St. Petersburg

The beautiful city of St. Petersburg is built on water, which gives a magical and romantic atmosphere. Poets and writers often call it ‘the Northern Venice’, ‘the Pearl of the Baltics’. The city was born and grew up on 42 islands. Now they are linked by 363 bridges. It stretches along the Neva River.

It was the Tsar's fancy to build a city on a swampy land at the mouth of the Neva river. Peter 1 believed that the new city would provide a port for trade through the Baltic sea giving Russia a ‘‘window on Europe’’.

In May, 1703 tsar Peter 1 founded a fortress on a small island called Zayachy. The fortress was named after Saint Peter and it gave its name to the future northern capital of Russia.

At the beginning of its construction the city charged everyone an obligatory tribute. Those who arrived by carriage were to bring three stones, and those who came by river or sea-ten stones.

Many famous European and Russian masters did their best work while constructing the city. Palaces,

cathedrals, buildings of rare beauty rose along straight avenues and streets, squares and parks.

The first monumental ensemble of the city, Peter and Paul fortress, attracts lots of tourists. The Cathedral of Peter and Paul fortress built by architect Tresini in 1712-1733 became the necropolis of Russian tsars.

St. Petersburg displays a remarkable richness of architecture. Its Winter Palace, the Kazan and St. Isaac's Cathedrals, Vorontsov and Strogonov Palaces are world famous.

Museums are the city's pride. One of the most famous museums, the State Hermitage, is situated here. Its collection boasts of tsars' treasures, works of world-known artists, and paintings from private galleries of Yusupovs, Strogonovs, Sheremetevs, Shuvalovs and others. Some 2,5 million masterpieces of various epochs, countries and nations are located in more than one thousand halls. It is one of the largest museums in Europe.

St. Petersburg has played a vital role in Russian history. It was the scene of the February and October Revolutions in 1917 and was fiercely defended during World War II. It was renamed three times – Petrograd, Leningrad and again, St. Petersburg. Now, the city plays an important role in Russian economy, culture and international cooperation.

Great Federico Felini, who once visited St. Petersburg said, "I'm happy that I was born in Italy and worked in Rome, but , probably, I would be twice happy if fate would let me have a nook in Russia, in St. Petersburg. I fell in love with this city. Somehow, I understand it". If you have a chance to visit this great city, you'll fall in love with it, too.

Упражнение 1. Найдите английские эквиваленты в тексте:

Прекрасный город Санкт-Петербург

«Северная Венеция»

«жемчужина Балтики» на болотистых землях

«окно в Европу»

северная столица России

обязательная дань

здания редкой красоты

вдоль прямых проспектов и улиц

первый архитектурный ансамбль города

усыпальница (место захоронения) русских царей

замечательное разнообразие архитектуры

гордость города

картины из частных галерей

шедевры различных эпох

жизненно важная роль в истории России

важная роль в экономике России

вдвойне счастлив.

Упражнение 2. Ответьте на вопросы.

1. Where did Peter 1 decide to build a city?
2. Why did he decide to build it?
3. Why does Peter and Paul fortress attract lots of tourists?
4. What is the Winter Palace famous for?
5. What did great Federico Felini feel towards St. Petersburg?
6. What do poets and writers often call St. Petersburg?

Собеседование, опрос / Контрольная работа № 12

Упражнение 1. Переведите предложения.

1. Петр 1 решил построить новый город на болотистых землях в устье реки.

2. Город появился и вырос на 42 островах, которые соединены сейчас множеством мостов.
3. В 1703 году Петр 1 заложил крепость на острове Заячий. Крепость была названа в честь Святого Петра и дала свое имя будущей северной столице.
4. Многие знаменитые мастера Европы и России внесли свой вклад в строительство города.
5. Архитектурные ансамбли города привлекают множество туристов.
6. Зимний Дворец, Казанский собор, Исаакиевский собор, дворцы Воронцова и Строгонова известны во всем мире.
7. В Санкт-Петербурге находится один из самых больших и знаменитых музеев Европы – Государственный Эрмитаж.
8. В 20-ом веке город переименовывали трижды: в Петроград, Ленинград и снова в Санкт-Петербург.

9.2. Примерный перечень тем курсовой работы

Не предусмотрено учебным планом

9.3. Типовые контрольные задания для промежуточной аттестации: зачет, экзамен

Теоретические и практические задания для подготовки к зачету №1

1. Тематическая беседа

1. Say about your personal details: your name; age; place where you live; job; interests.
2. Say about your daily routine and leisure time.
3. Describe the place where you live.

2. Прочитайте и переведите текст

How not to die before you get old

Chiako is active and healthy. She gets up at 7.00 a.m. every day and goes for a brisk walk. Three times a week she plays gate-ball – a popular national sport – with her friends. There is nothing unusual about this, except that Chiako is 102 years old. She is not alone – there are hundreds of centenarians who lead healthy lives like this in Okinawa.

Okinawa is a group of Japanese islands between Japan and Taiwan. Near a beach, there is a large stone with the following proverb engraved on it: "At 70 you are still a child; at 80 you are just a youth; and at 90, if the ancestors invite you into heaven, ask them to wait until you are 100, and then you might consider it.

Okinawans manage to stay slim in old age by eating a low-calorie diet which consists of three quarters plant food and one quarter animal food. They eat seven servings of fruit and vegetables every day and they stop eating when they are 80% full. They also keep physically active the natural way by dancing, doing martial arts, walking and gardening. In other words, they do the things they enjoy.

Okinawans have developed a stress-resistant personality. Nobody is in a hurry, timetables are non-existent, and there is always tomorrow. Hundreds of people, both young and old, go to the beach every day to watch the spectacular sunsets. In Okinawa there is always time to watch the sun set.

As well as large extended families, Okinawans have strong networks of friends. When someone is ill and doesn't come to work, a neighbour will always knock on their door to find out how they are. There's no magic pill. If you keep fit, if you have good friends, a healthy diet and a stress-free lifestyle, you will live longer. It's as simple as that!

3. Перескажите текст

STRESSFUL LIFE

A successful job, lots of money, a beautiful flat in the city. Most of us dream of these things but for

Emily and Simon of Atlanta, Georgia, all this was not enough. They had everything, but they weren't happy living in the city. They wanted to change their lifestyle so they gave up their jobs as computer consultants, left their house and bought some land in the Cumberland Mountains. Life is very different. There's no electricity, no shower for washing, no supermarket to buy food, but the husband and wife team love it and they have big plans. So what are they going to do?

'First we're going to build a house. After that we're going to have lots of vegetables in the garden to eat.' And are they going to work in the future?

'We're going to earn money by offering holidays to business people who need to escape the stress of the city, but this time we aren't going to get stressed.'

1 Чтение отрывка Habit 1 текста "Ten habits of all successful people"

2 Перевод одного из отрывков текста

1,2 Чтение и перевод текста

10 habits of all successful people

Success means different things to different people. For some, success might be financial achievements, becoming a millionaire for example. For some it might mean accolades. For sportmen it may mean trophies, championships or medals. For some, being successful might simply mean achieving a state of wellness, health or happiness. Whatever it means to you, take note of these 10 habits of all successful people. They apply to any area, and any meaning of success.

Number 1

They set goals. You've probably never met a successful person who doesn't set goals, because the chances of you finding what you want without a clear target to move toward are right around zero. If you don't know where you are going, you will end up some place you didn't plan to be. Setting goals should be the number one priority for anyone seeking success. Define exactly what it is you want - your end goal. Break down exactly what is required to get there - mini goals. Make sure your "Why"... your reason for doing what you must do is strong, so when you hit those roadblocks, when things go wrong as they always do, you have the strength and purpose to keep going.

Number 2

They take responsibility for their life. Another key attribute of all successful people is they take complete responsibility for the success and the failures in their life. Unlike the majority, they never play the victim role. If something doesn't work out, they don't blame others, they learn the lesson, learn one more way not to do something, and move on quickly. Your energy is always best spent in the present, and planning for the future. Your thought process should always be: "How can I make this work?" and "What can I learn from this?" Never living in the past or making excuses as to why you aren't where you should be. Remember everyone suffers setbacks, everyone has the opportunity to either blame others & circumstances, or to focus on moving on and creating a better future. Regardless of what has happened you decide what you do now.

Number 3

They have great self- discipline. Discipline is a strong trait of all successful people, and it is one that can be developed with consistent use. Anyone that works from home or unsupervised knows the importance of self- discipline. When you are alone will you choose to go through social media, watch cat video on you tube, or do something that will be beneficial for your future? It is much easier to have discipline if you have clear goals and a meaningful purpose, something that is much more important than meaningless distractions.

Number 4

They are obsessed with self- development. You can't really claim to be successful if you have given up working on yourself. This doesn't mean you are never satisfied just that you know it is human nature to want to grow and learn new things. Be open to learn new things and develop your mind, through mentors, audio books and reading. The more you learn the more you will earn, financially and spiritually.

Number 5

They read a lot! Reading is a common past time of many highly successful people. The majority these days can't sit alone for 2 minutes without becoming "bored", picking up their phone to go on social media, probably to post about how bored they are. Successful people however, are almost always happy to be alone, to be alone in quiet, to have the opportunity read or listen to something that will benefit their mind, and their future. If you are not a reader, try audio books. You can play them in your car, in the gym, or while you shower, and use time that might normally be wasted to gain new skills, new strengths.

Number 6

They manage their time well. Time management is essential to success. Unsuccessful people usually get stressed and overwhelmed when there are too many tasks on their to-do list. Successful people are rarely fazed, they prioritize the big-payoff and most rewarding tasks first, and leave the insignificant ones to last, knowing it matters most to do the most valuable tasks first. Successful people plan in advance, days, weeks, months ahead, knowing clearly what needs to be done to complete their jobs and reach their goals.

Number 7

They take risks. If you don't buy a ticket, you can't win the raffle. If you don't take big risks you can't achieve big rewards. Successful people know that there will be times they will need to take risks in order to get where they need to go. Often most people won't take those same risks for fear of failure however the greater failure to successful people would be that of regret. Risk going for the life you want, or guarantee living with one you don't want.

Number 8

They keep going when they suffer failure and setbacks. We all suffer setbacks. Every single person that attempts to live their dream life will suffer through failure many of them might even lose everything. Most quit, the successful never quit. They keep going, knowing their greatest character is formed in adversity. Knowing their success story is being written in every moment, and it will be especially good now they have a comeback story.

Number 9

They find a way to win. Successful people find a way. Period. Whatever life throws their way, they deal with it, dodge it, smash through it, whatever is required they find a way to win.

It's the whatever it takes mentality. It's the confidence in knowing whatever happens, I will give my all and leave nothing on the table. I will find a way to win!

Number 10

They do what they love. If you are not doing what you love, you can't really claim yourself a success. Spending the majority of your working hours, also known as the majority of your life doing things you hate for money, is not successful living. It's torture to the soul. If you need to suffer doing something you don't like to get a life you love, do that but do not lose sight of exactly that: your ultimate purpose. Find your life purpose. Think of all the things you love to do more than anything in the world, then brainstorm how you can turn those passions into profit, doing what you love every day. Even if you are taking a pay cut it will be worth it. Do what you love every day, and you will never work a day in your life.

"Successful people do what unsuccessful people are not willing to do. Don't wish it were easier; wish you were better."

Jim Rohn

"Success is not final. Failure is not fatal. It is the courage to continue that counts."

Winston Churchill

"Just remember: you can't climb the ladder of success with your hands in your pockets."

Arnold Schwarzenegger

3 Пересказ текста

FROM THE HISTORY OF BRITISH FASHION

Now let's speak about the origin of some clothes names. Do you know any pieces of clothing whose names come from the English language?

Jeans

Jeans are the most popular clothes of the 20th century. These are trousers made of very strong cotton cloth with back patch pockets with a double stitch. They are very popular in the whole world both with adults and children. This name comes from the English corruption of the name of the Italian city of Genoa. In the middle ages very strong cotton cloth for sails was made in that city. In the middle of the 19th century an American manufacturer, Levi Strauss, bought a lot of such cloth and went to the west of the USA. He wanted to sell it to cowboys and gold diggers for tents. But tents were not needed then and Levi Strauss decided to sew strong, comfortable and practical trousers. They were a great success and then jeans have been very popular with people of different ages all over the world. They are comfortable and practical for every day.

You can do everything you like – climb trees and mountains, run and jump, play different games, lie on the ground near the fire, go to the institute. They keep you warm. Wear jeans and jacket and you'll look very smart and have no problems.

A blazer

This name comes from the English verb "to blaze" (светиться). It is a long jacket of classical design with patch pockets. The buttons are of metal and blazing. Blazers appeared in England first where some members of different clubs wished to differ from the members of other clubs. So members of various English clubs began to wear jackets of special design, they had their own colour, buttons and stripes. Nowadays sportsmen or umpires in Russia wear blazers for special occasion.

A jumper, a sweater, a pullover

Nobody knows all the differences between them but there are some. The word "jumper" comes from the English verb "to jump" (прыгать). At first it was an item of sport wear and looked like a knitted jacket with a short fastening at the throat.

A knitted jacket without any fastening with a little cut was called "pullover" from the English word "to pull" (тянуть вверх), that means to take something off or put on over the head.

A sweater is a warm knitted jacket without a fastening and a cut with a high collar. This name comes from the English verb "to sweat" (потеть). That shows that a sweater is a very warm piece of clothing.

A mackintosh

It is a kind of coat or raincoat of loose-fitting design. It is usually made of waterproof material. This piece of clothing got its name from the Scottish chemist Charles Mackintosh who invented waterproofing. Nowadays coats or raincoats of loose-fitting design are very popular with so-called "new Russians".

A mini-skirt

It is very light. It is very short. You wouldn't be hot in a mini-skirt.

It is very comfortable. Besides, you look very beautiful in it.

Nowadays people wear these items of clothing and enjoy them very much.

4. Монологическое высказывание описание внешности и характера друга или родственника

He is honest and kind. He is handsome.

He is tall and well-built. He has got short brown hair.

He is 25 years old. He is wearing a white shirt and blue jeans.

(приложите фотографию и составьте описание, используя Приложение 1 Словарь)

5. Диалогическая речь: покупка одежды в магазине

<ol style="list-style-type: none"> 1. Can I help you? 2. No thanks, I'm just browsing. 3. Do you sell (jeans)? 4. Do you have (jeans)? 5. I'm looking for (jeans). 6. Do you have (jeans) in stock? 7. Can I try this on, please? 8. Where are changing rooms? 9. Do you have this in another size? 10. Do you have this in a size X? 11. Do you have this in another colour? 12. Do you have this in (green)? 13. How much is this? 14. How much are these? 15. That's really expensive! 16. That's really cheap! 17. That's a bargain! 18. I'll take it. 19. Will there be anything else? 20. Can I help you with anything else? 21. Cash or card? 22. I'll pay by card. 23. I'll pay cash. 24. Could I have a receipt, please? 	<ol style="list-style-type: none"> 1. Могу я вам помочь? 2. Нет, спасибо. Я только смотрю. 3. Вы продаете джинсы? 4. Вы имеете джинсы? 5. Я ищу джинсы. 6. Вы имеете джинсы в наличии? 7. Можно я померяю это? 8. Где примерочная комната? 9. Вы имеете это другого размера? 10. Вы имеете это размера X? 11. Вы имеете это другого цвета? 12. Вы имеете это зеленого цвета? 13. Сколько это стоит? 14. Сколько это стоит? 15. Это действительно дорого! 16. Это действительно дешево! 17. Это выгодная покупка! 18. Я возьму её. 19. Что-нибудь ещё? 20. Могу я помочь вам с чем-нибудь ещё? 21. Наличные или карточка? 22. Я буду расплачиваться карточкой 23. Я буду расплачиваться наличными 24. Могу ли я получить квитанцию?
---	--

Вы приходите в магазин, чтобы купить необходимую для вас вещь. Выберите те фразы из списка, которые подходят для ситуации диалога покупателя с продавцом.

6. Грамматический тест

Test

1. They _____ (just/solve) all their problems.
 a) just solved b) have just solved c) just solve
2. The pictures _____ (draw) in the notebook all evening yesterday.
 a) were being drawn b) drew c) had been drawn
3. My parents _____ (work) in the garden every evening.
 a) worked b) were working c) work
4. He _____ (pass) his exams by July last year.
 a) passed b) had passed c) was passing
5. The tickets to the concert _____ (already/sell).
 a) already sell b) have been already sold c) already sold
6. My friends _____ (invite) me to the party last week.
 a) invited b) had invited c) invites
7. The restaurant _____ (book) by Saturday last month.
 a) was booking b) was booked c) had been booked
8. We _____ (learn) words now.
 a) are learning b) learnt c) have been learnt
9. The telegram _____ (send) now.
 a) is sent b) sends c) is being sent
10. They _____ (play) computer games all evening yesterday.
 a) were playing b) played c) had played
11. They _____ (walk) in the park since 5 o'clock
 a) have been walking b) walk c) walked
12. The homework _____ (check) by our teacher every lesson.
 a) was checked b) is being checked c) is checked
13. Strange sounds _____ (hear) outside last night.

a) were heard b) heard c) are heard

7. Лексический тест

1. Which of the following words is opposite in the meaning to the remaining three?

a) warm b) horrible c) kind d) pleasant

2 Which of the following is not a kind of jewellery?

a) bracelet b) ring c) sweater d) necklace

3 Which of the following words is opposite in the meaning to the remaining three?

a) bony b) lean c) skinny d) curvy

4 Carol is _____. She works very hard.

a) sluggish b) idle c) lazy d) industrious

5 John always knows answers to all questions. He is _____.

a) intelligent b) selfish c) hardworking d) silly

6 You can trust her. She is _____.

a) considerate b) reliable c) sincere d) shy

7 Think about positive moments in your life.

It helps you to be _____.

a) quiet b) talkative c) cheerful d) miserable

8 Which of the following words is negative in meaning?

a) tactless b) delicate c) caring d) truthful

9. You can't wear them in summer.

a) shorts b) flip-flops c) boots d) sunglasses

10 You can't wear them in winter.

a) flip-flops b) boots c) mittens d) gloves

Тексты для чтения и перевода.

Text 1

The day that changed my life

When I saw Jim on the news, I didn't recognise him to begin with. He looked really thin and his hair was falling out. When I heard the reporter say his name, though, I looked a bit more closely and then I realised it was him. I just burst out crying. I was really surprised, because we never really friends when we were at school together. He came from quite a poor family and his dad had been in prison. Maybe it was just because he was looking for attention, but I remember that he could be a bit loud sometimes in class and we were just very different, I suppose. But to see him there, looking so lost and alone, begging on the street! Well, it was just so upsetting. It broke my heart, it really did!

The next thing I knew, I was ringing the TV station which had run the report. I don't know why - I just it on impulse. Anyway, they gave the address of a hostel for homeless people. I went down there the following day and it was really depressing. It was filthy and the whole place stank! Half the people there were either drunk or mad - or both! One of the workers showed me to where Jim was sleeping. What amazed me was that he recognised me at once and said, 'Oh, Andrea. It's you.' His voice sounded so sad, but, at the same time - and I can't explain this very well - it was like I could feel something pulling us together. I felt like it was destiny.

I'd like to say that things have been easy for us since then and that love has run its true course, but life doesn't work like that, does it? What happened to Jim when he became homeless was incredibly painful and he's had to fight to overcome his addictions. To begin with, my parents were very unhappy about our relationship. My father is a very successful businessman and I know he wanted me to marry someone with money. Still, they are slowly starting to accept my decision and now that they've met Jim a few times they can see that he is a good man.

We've had a lot of support from people who've seen our story in the papers, but we've also had a lot of negative comments too and we've both lost some friends. The media have also put a lot of pressure on us. I know Jim doesn't see it this way, but even now it still makes me angry the way the papers and the

TV producers treat people. I just think back to that first story. Here was this completely broken man, living on the streets. They came along and did their story on him, and do you know what they gave him? Ten pounds and a cup of tea! That's it! And then they got back into their big cars and drove off, leaving him to go back to that awful hostel. They do these stories, but none of them really care about people. I can't forgive them for that.

Anyway, despite all that, we've managed to survive together. He's wonderful person, and I love him with all my heart.

Text 2

No home. No job. No worries.

When he lost his flat, writer CJ Stone decided to 'go on the road'. How will he cope with life in the slow lane?

I didn't wake up one morning and say to myself, 'I think I'll go and live in a van.' It was more accidental than that. First of all I lost my flat and then, at the same time, I discovered I needed a new engine for my car. That meant that I would have to spend £ 1000 to get the car back on the road. I suddenly found that that I needed, first, somewhere to live and, second, something to travel around in.

I was trying to decide what to do when I saw the advertisement: 'Converted ambulance for sale, £ 1600'. So I rang the number in the ad and arranged to go and see it. It was love at first sight! I made my decision straight away. Two days later I was the proud owner of a two-litre Ford Transit converted into a camper van.

At first I was nervous. I wasn't sure I could handle it. Where would I park? How would I wash? What would I do in the evenings? I'm the sort of person who needs people around, but you can't give big parties in the van. And how would I cope anyway with life on the road? But I needn't have worried. Well, not much. It's a lot easier than I thought.

Parking can be most difficult. So far I've slept in several car parks and lay-bys, one or two festival sites and - once or twice - just by the roadsides. I haven't yet found the perfect place. I spend a lot of time poring over maps for ideal sites. I ask around among the travellers. And always believed I have a place in the world.

Since I started living in my van, I've had feelings I haven't experienced since I was a child. I suppose it's just the excitement of waking up in the morning, and, for the first few seconds, not knowing where you are. Then you look out the window, and some new sight greets scenery that makes your heart leap. Living in a flat in the city I missed all that.

One problem I've had is what to do about power for my computer. After all, I'm a writer. To start with I stayed on campsites that had electricity whenever I wanted to work. But it cost money and I couldn't concentrate because everyone else was on holiday and playing games right outside my windows. And then I found the solution: solar panels. That meant I could stay anywhere. Now I'm not only a travelling writer, I'm ecologically sound too.

Now I begin to appreciate what the travellers have been telling us all these years. Living in a van is cheap. No rent. No obligations. And on top of that there's the sense of freedom and the happiness that my new lifestyle has given me. Freedom can be addictive. I love being able to go where I want, when I want. It's wonderful to feel that the whole world is your home. No wonder so many people are living their houses and going on the road.

Text 3

Interview with Fritzi

So, Fritzi, how did you get into collecting china elephants?

Well, it all goes back to when I was a kid. When I was about six or seven, one of my cousins gave me a small china elephant for my birthday, and I liked it so much I decided to start collecting them, so it all just started from there, really.

So, you've been collecting ever since?

Yeah, that's right. It's almost thirty years now. I know some people might think it's strange that I didn't grow out of it, but the more china elephants I bought, the more interested in them I got.

So, what is it that interests you about them?

I don't know, really. I like the fact that there are so many different kinds and I also the fact that some of them are so beautiful. Also, I just really like elephants. They are amazing animals. There's something very special about them. In some cultures, they're sacred. Actually, I think I might have been an elephant in one of my past lives!

And how many have you got now?

I've got five thousand. It's one of the biggest collections in our country, I think. I'm getting new ones all the time as well. I find them in second-hand shops, I buy them on the Internet and sometimes friends give me them as presents.

Where do you keep them all?

Well, I've got a special room in my house where I've got them all on display. I've got shelves and shelves of them! Actually, one day I'd like to open my own china elephant vuseum. I'm sure a lot of people would come and see it.

You also run a club, don't you? How did that start?

Well, back in the late 1980s, I just wanted to try to meet other collectors and find out more about the history of china elephants and about all the different kinds that exist around the world. I found out that there weren't really any books or catalogues on the subject, so I started my own club. It's just grown and grown and now there are about 125 members. We meet up from time to time and we swap elephants and things like that. It's great, and since we went online, collectors from over the world have got in touch with us, which is great.

Do you have a favourite one?

I do, actually. It's one of the oldest one in my collection. It's from 1897, and it's a big black one with really sad eyes. It's so beautiful, it makes me want to cry - but in a good way.

Text 4

Travels across Africa

For six hours we shot through the barren landscape of the Karoo desert in South Africa, just rocks and sand and baking sun. Knowing our journey was ending, Daniel and I just wanted to remember all we had seen and done. He used a camera. I used words. I had already finished three notebooks and was into the fourth, a beautiful leather notebook I'd bought in a market in Mozambique.

Southern Africa was full of stories. And visions, we were almost drunk on sensations: the roaring of the water at Victoria Falls, the impossible silence of the Okavango Delta in Botswana. And then the other things: dogs in the streets, whole families in Soweto living in one room, a kilometer from clean water.

As we drove towards the setting sun, a quietness fell over us. The road was empty – we hadn't seen another car for hours. And as I drove, something caught my eye, something moving next to me. I glanced in the mirror of the car; I glanced sideways to the right, and that was when I saw them. Next to us, by the side of the road, thirty, forty wild horses were racing the car, a cloud of dust rising behind them – brown, muscular horses almost close enough to touch them, to smell their hot breath. I didn't know how long they had been there next to us.

I shouted to Dan: "Look!" but he was in a deep sleep, his camera lying useless by his feet. They raced the car for a few seconds, then disappeared far behind us, a memory of heroic forms in the red landscape. When Daniel woke up an hour later I told him what had happened. "Wild horses?" he said. "Why didn't you wake me up?" "I tried. But they were gone after a few seconds" "Are you sure you didn't dream it?" "You were the one who was sleeping!" "Typical," he said. The best photos are the ones we never take." We checked into a dusty hotel and slept the sleep of the dead.

Text 5

Exotic Shopping in Paris

A Shopper's Paradise

Paris, the capital of France, is a shopper's paradise, with plenty of large department stores as well as thousands of delightful smaller shops.

Places to Go and Things to Buy

Antique lovers can find fantastic furniture in the small antique shops on Bonaparter and Jacob Streets, and collectors can find rare books on the bookstalls lining the banks of the River Seine. There are

also some great department stores which sell everything from perfume to furniture. Galleries Lafayette, Paris' largest department store on Boulevard Haussmann, offers a great variety of high quality woolen skirts, leather jackets and designer clothes. The Marais is a group of little streets with some of the trendiest boutiques. There you can buy fashionable clothes, shoes and jewellery. For shoppers with big bank accounts, there is a wide range of jewellers' and designer fashion houses along the Rue de Rivoli such as Cartier, Chanel, Nina Ricci and Christian Dior.

Opening Hours

Shops in Paris are usually open from eight or ten in the morning till about seven in the evening, from Monday to Saturday. The big sales come after Christmas and before the autumn collections.

Recommendations

Don't miss the chance to go shopping in Paris. There is always something to suit everyone's pocket and taste.

Text 6

Wild child

Today, Emma is a smiling, happy 19 year-old studying psychology at university. She has friends, a boyfriend and a busy social life. However, just many teenagers, her life wasn't always so easy when she was growing up.

Emma was brought up by her grandmother until she was 13. They were always very close and did everything together. Unfortunately, her grandmother was quite ill, and as she got older it became more difficult for her to look after her granddaughter. When she was thirteen Emma went to live with another relative, but she wasn't very happy. 'I was a wild child,' says Emma, 'and I know I was difficult to live with. I started smoking and drinking, and I kept missing school and getting into terrible fights. Nobody knew what to do with me, and I got into trouble with the police too.'

When she was 15, Emma's behaviour got worse. She stayed out at night, went to clubs, often got into trouble with the police and even started taking drugs. Finally, it was decided that Emma should go and live with a foster family for a while.

It was then that things began to get better for Emma. She moved in with her new family, and her foster mother, Caroline, who had fostered a lot of teenagers before. 'She was a real friend. She showed me that there was another way to live my life, and how important it was to go to school. She helped me to see that I could make a decision about what my life was going to be like.' Emma decided to stay on at school, and worked hard for her exams.

Emma was extremely lucky. When foster children reach the age of 18, they usually have to leave their foster homes. But Caroline wanted Emma to stay with them, and the local council agreed to pay for some of her expenses. 'It's good that young people can stay with their careers after they are 18,' says Caroline. 'It's very hard for them if they have to suddenly leave and live out in the world on their own'. Caroline says that her relationship with Emma has changed now that she is older. 'I have to treat her like an adult and give her space. She goes to university, so she comes home with a lot of new worries, but I always try and help her sort her problems out.'

Emma is very pleased with the changes in her life. 'I think university is great for any young person.' she says, 'I've been really lucky, I'm going to do something with my life, and it's all because of Caroline. But the best thing is that I feel part of real family. Of course, I will still see Caroline after I finish university and leave home - one day she's going to be granny to my kids.'

Примерный перечень теоретико-практических заданий к экзамену: Вопрос № 2

Тексты для пересказа

Text 1

Oprah Winfrey

People in more than 132 countries watch "The Oprah Winfrey Show." On this TV talk show, ordinary people talk about their problems and Oprah helps them. She lives in a wonderful apartment in Chicago, and has a farm and a house in the mountains. She has great cars and a plane too. But Oprah

was not always rich and famous.

What sort of life did Oprah have as a child?

Oprah Winfrey was born in 1954 in Mississippi, USA. Her family didn't have a lot of money. Oprah could read and write when she was three and she loved books. She worked hard and was an excellent student at school, but she left college when she was nineteen and didn't finish her education.

How did she start her successful career?

She wanted to be famous and found a job in TV. She was the first woman and the first black person to read the TV news in Nashville. In 1984, she moved to Chicago and started "The Oprah Winfrey Show". It was a great success.

What did she do later?

In 1985, Oprah acted in Steven Spielberg's movie "The Color Purple." She didn't have any children, but she used her success to help other people's children. She gave hundreds of thousands of dollars to students so they could go to college and in 1997 she started the charity Angel Network to build houses for people in need.

Text 2

The smallest house in Great Britain

Conway - a small town on the north coast of Wales. There is much **evidence** of the past here.

Just look at the old walls **surrounding** the town, its twenty-two towers and three gates. The castle is a **masterpiece** of **medieval** architecture and is one of the most **complete** in Europe. But one of the biggest tourist attractions in Conway is small in size: it's less than 3 metres high and 1,5 metres wide. It's the Smallest House in Great Britain.

Now, if you take a closer look at it, you may start to wonder how it was possible to live in it. To find an answer we have to go inside. The cooking was done here – in this tiny fireplace. In this small kitchen, there is hardly any place to sit apart from the little round table. Even the water tap is hidden behind stairs. Let's have a look at the bedroom now. Only a tiny bed, a small dressing table and a washbasin are there. It's not very comfortable. Why don't we have a look outside once more?

In the nineteenth century, the house was considered unusual, although it was a normal place to live. In 1900, **the local authority** decided to send **representatives** to check the condition of the house. When the inspectors came, the owner said to them, 'I'm afraid I shall have to step outside so that there will be room for you inside.' Eventually, the decision was taken **to demolish** the house. Fortunately, it was saved by **the editor** of the local newspaper who pointed out that this was the smallest house in the country. Now, it's still here, with its red-painted front and its landlord dressed in traditional Welsh costume. It's open to tourists from all over the world. Just remember – when you step in, don't forget **to lower** your head!

Text 3

Long-distance commuter

So you think you have a difficult journey to work; traffic, heat and other people. You fight through crowds, down tunnels, up escalators. And you arrive at work sweaty and tired. However, it could be a lot worse.

Consider Tadao Masuda who lives in Japan. His journey to work takes three and a quarter hours and then another three and a quarter back home again. He gets up at 4.00 a.m. Although he knows the journey time to the minute, he leaves nothing to chance. He sets off at 4.55, gets the train at 5.16 and always arrives at the office on time. He finally returns home at 8.50 in the evening. He knows his routine well - after all, he has done it for 30 years.

'I don't actually enjoy my commuting, but I definitely don't feel it is a waste of time. I use the time for my own thoughts. It is my private space. Despite many problems at work during the day, I've always forgotten them by the time I get home. It is my way of getting rid of stress.' Tadao is prepared to work hard. Despite not enjoying the journey, he does not complain about it.

Today at 65, he is considering a change. He would like to spend more time with his wife and family. In spite of staying with the same company all his life, he still only gets ten days off a year. However, will he be happy when he retires and ends his 30-year routine?

Text 4

Hello, People of Thailand!

Whatever country we come from, whatever colour our skin is, we all have one thing in common: we are all people of the world.

Thailand is a beautiful country with a rich culture, just south of China. People call it “the jewel of south-east Asia” for a good reason. Its tropical climate, white sandy beaches and ancient temples make it a perfect holiday destination. What makes it really special, though, is its people.

Thai people are good-looking. They are short with delicate features. They have got black hair, dark eyes and light brown skin. The Thais are friendly people who are well known for being generous and kind. “We are happy people who have strong wills and are especially proud of our history,” says Kasem from Bangkok.

Most people in Thailand live in villages. A typical Thai village consists of wooden houses, a school and a Buddhist temple. Most of the people in the villages are farmers and fishermen. The men usually work in the fields or catch fish in the rivers, and the women plant the crops.

Family life is very important in Thailand, and families often eat together. Thai food is very spicy and includes curries, fish, seafood, soups and noodles, “We eat rice with our meals and use a lot of strong spices in our cooking,” explains Kasem.

Thai people love to enjoy themselves. Popular free-time activities include Thai boxing and watching traditional dance shows. Thais also celebrate many festivals throughout the year. “My favourite holiday is Surin, in November, when we always have elephant football matches,” says Kasem.

Thailand is a wonderful country. Its fascinating sights, rich cultural history and warm-hearted people make it unique.

Text 5

You buy a hat?

On our first day in Delhi we went to the Red Fort. A man just outside was selling floppy hats, wearing a huge pile of them on his head.

'Hello, friend. You buy hat?'

'How much?'

'Best price.'

'How much?'

'What you like.'

'What I like?'

'You give price.'

'How much are they normally?'

'You give price, friend. Any price - cheap price.'

'Um... 50 rupees.'

This seemed reasonable to me, but when I said it, he immediately put a hat on my head and waited for me to pay. I'd obviously offered too much, but I didn't really see how I could change my mind, so I gave him the cash.

Liz asked me what I had paid and laughed in my face. I said I didn't care, and thought it was a perfectly fair price for what I had got, because it was a very cool hat. 'Haven't you noticed that every other Westerner in the city is wearing one?'

I looked around to see if what she had said was true. A group of middle-aged Europeans came out of the fort. More than half of them were wearing my hat.

I wish I hadn't bought the hat now, but thanks to the argument I'd have to wear it all the time, just to show that she hadn't changed my mind.

Text 6

Studying? Is it really worth it?

It's that time of year again - the national exam results are coming out today and young people all over the country are deciding what to next. Go to college? Get a job? So it's good time to ask: "How important is education if you want to be successful in life?"

A job for life?

A university education used to be the safest path - a job for life. Is it still true? Read Gavin's story.

'I always loved history but I didn't know what job I wanted. I worked hard at school, passed all my exams and went to university to study history. After continuing studying and becoming a university lecturer, I thought I had a good job and a safe career. Unfortunately, the university reduced the teaching staff. I was the most experienced lecturer, but also the most expensive so I had to leave. I'm 51 now. I want to re-train but it's harder for me than it is for younger people.'

A lesson in life?

Carl's chosen route would appear to be the riskiest, but could it actually be the most successful in the modern world?

'I was the worst pupil in my school and left at 16. I tried a training course, but it was the most boring thing I ever did and I gave up after a week! I got a job in an electrical shop, and quickly learnt enough to become a manager. Through hard work, I made my way to the top and now I'm Managing Director of one of the biggest software companies in Europe. Who needs exams? Work is a much better way to learn than any courses!'

Примерный перечень теоретико-практических заданий к экзамену: Вопрос № 3

Темы для монологического высказывания.

"My personal card", "My flat and living conditions", "Leisure and daily routine",
"Travelling", "Life in a city", "Youth problems"

Раздел билета	Компетенции	Планируемые результаты обучения по дисциплине	Количество баллов
Вопрос №1	УК-4		0